



THE SWITCHES AND SOCKETS
COLLECTION

THE SOHO LIGHTING CO.

Luxury is an often indefinable quality, the unmistakable mark of distinction, a realm *above the ordinary*.

Our philosophy is to design and create luxury lighting and accessories that are expertly and sustainably crafted to offer exceptional quality.

Our sockets and switches are *beautifully designed and meticulously engineered* and powered by award-winning Enkin technology, seamlessly blending aesthetic appeal and functionality.



CONTENTS

ABOUT US

- Contents - p.02
- About Us - p.05
- Our Design Philosophy - p.06
- Pioneering Circularity in Design - p.08
- Innovation in Lighting - p.10

BESPOKE OPTIONS P.12

- Bespoke Engraving Service - p.15
- Bespoke Accent Details - p.16

OUR PERSONAL SERVICE P.18

- Our Integrated Approach - p.20
- Independent Lighting Plan Consultancy - p.21
- Residential Case Study - p.22
- Commercial Case Study - p.24

OUR COLLECTIONS P.27

- Our Plate Styles - p.28
- Traditional Plate Finishes - p.30
- The Charterhouse Collection - p.32
- The Savoy Collection - p.34
- The Camden Collection - p.36
- The Lombard Collection - p.38
- The Eton Collection - p.40
- The Westminster Collection - p.42
- The Connaught Collection - p.44
- The Belgravia Collection - p.46
- The Finbury Collection - p.48
- The Chiswick Collection - p.50
- The Paintable Collection - p.52
- The Eldon Collection - p.54
- The Historical Royal Palaces Collection - p.56
- A Considered Approach - p.58
- NEW Fast-Charging USB Port - p.59
- Outdoor Switches & Socket - p.60
- Specifiers Guide FAQs Switches and Sockets - p.62
- Specifiers Guide FAQs Dimming Modules - p.63
- Explore Infinite Possibilities - p.65
- Our Grid Range Offers - p.74
- Specifiers Guide: How to Buy - p.80
- Specifiers Guide: Order Form - p.81
- Become a Trade Member - p.96



THE SOHO LIGHTING CO.



**CO-FOUNDER,
LEE LOVETT**

A passion for lighting led to
the creation of the company.

ABOUT US

Our story begins in Soho, London in 2017. We struggled to find the right lighting for our own renovation projects, refurbishing historical buildings in one of the capital's most characterful neighbourhoods.

Passionate about interior design and with a firm belief in the transformative power of lighting, we saw an opportunity to create beautiful lighting, switches and sockets that are inspired by period properties yet adapted and technically enhanced for modern living.

Lighting that elevates and enlightens, is reliable, high performing and responsibly made; lighting that offers more than just good looks, marrying form with function for visual comfort and pitch perfect ambiance. So we set up The Soho Lighting Company, creating superior lighting solutions enabled by innovative technology to help you bring your home to life.

“Lighting can make or break even the most carefully designed interior. It is both an art and a science, with the ability to elevate a space and reveal its true potential.”

Lee Lovett, co-Founder & Creative Director

OUR
Design
philosophy

It's in the detail...

We engage more with switches and sockets than any other design feature within an interior.

Our switches and sockets are available in 12 exquisite finishes and four distinctive plate styles - traditional, minimalist, magnetic and panel-mounted - allowing you to create a truly unique and luxurious interior scheme where every detail is carefully curated.

From traditional finishes like Antique and Vintage Brass, paintable plates that seamlessly disappear into your paintwork, to more contemporary White Metal, you have a wealth of choice at your fingertips.



P. 7



THE SOHO LIGHTING CO.





Our dedication to sustainability extends beyond our products to encompass people, the planet and our community.

Pioneering circularity in design



Sustainable quality without compromise

At Soho Lighting, our product design, development and manufacturing are guided by a deep respect for tradition and a profound understanding of the finite nature of our global resources. We embrace the timeless values of “built to last” and recognise the importance of responsible production. We are on a journey towards B Corp accreditation and are proud to have recently become carbon neutral.

Designing for longevity

From the very beginning, we rejected the modern approach of creating sealed, unrepairable units, driven by economy over style. Instead, we opted for our unique design philosophy that ensures durability and serviceability at every stage of the process. Our switches are built with a robust solid metal backplate utilising the highest quality materials and components. Each product is meticulously assembled, tested and finished by hand, undergoing a rigorous final inspection to meet our exacting standards.

Reducing plastic waste

Our dedication to sustainability extends beyond our products to our packaging. We've taken strides to reduce plastic waste, achieving a remarkable 97% reduction in plastic use in our packaging materials. It's a small step towards a greener future, but every step counts.

Peace of mind, guaranteed

We believe in the longevity of our products, and we back it up with a 15-year guarantee offered as standard on most of our items. This guarantee not only ensures outstanding looks, performance and durability but also provides enduring peace of mind to you, our valued customers. By choosing Soho Lighting, you're not just investing in quality, you're joining us on a journey toward a more sustainable and responsible future.

Innovation in lighting functionality

powered by Enkin technology

ENKIN

THE SOHO LIGHTING CO.

The perfect marriage of style and functionality

We are thrilled to introduce our first dimming toggle, which melds the functional aspect of a dimmer with the elegance of a toggle, powered by award-winning Enkin technology. Our dimming toggles are revolutionising the way we light our homes. Their multi-locational capability means you can separately dim from any number of toggles in the same room, allowing you to change the atmosphere, vitality and ambience of a space at the flick of a switch. This innovative technology is available across all our fabulous finishes, meaning you don't have to compromise your interior design vision.

The award-winning Enkin IDM250 in-line Dimming Module

The IDM250 dimming module is integrated behind the switch itself, ensuring a sleek appearance and allowing you to effortlessly dim up to 250 watts of LED lighting.

Simple installation and operation

Operating our dimming toggle switches is as simple as it is stylish. A quick flick turns the lights on or off, while a sustained hold allows you to adjust the brightness, fine-tuning your lighting to perfection. Your electrician can set both the sequence of your dimming and the levels of brightness you desire.

Our partnership with Enkin brings a host of key features that set our products apart:

Experience lighting that's not just visually stunning but also silent and flicker-free.

Silent & Flicker-Free Technology

- Experience lighting that's not just visually stunning but also silent and flicker-free.

Soft Start Functionality

- Enjoy a gentle illumination that gradually brightens, creating a welcoming ambience.

Auto Load Detection

- Enjoy intelligent lighting that automatically detects the load, optimising performance.

Large Load Capacity Dimming

- Robust dimming capabilities, with a capacity of up to 400W for LED lighting.

Full Short Circuit Protection

- Designed with your safety in mind, our products come equipped with full short circuit protection and in-built over current protection for worry-free operation.

Easy Push Button Setup

- Setting up your lighting scheme has never been easier. Our push-button setup simplifies the process.

Common Compatibility

- Our products are compatible with a wide range of LED lighting from over 60 leading brands, making them versatile and adaptable.


Automatic Overload Reset

- If an overload occurs, our products automatically reset, ensuring uninterrupted functionality.



**2 GANG DIMMING
TOGGLE SWITCH**

Shown in: The Westminster Collection
Code: LTS502
From: £99.98



Bespoke options

THE SOHO LIGHTING CO.

Offering you the opportunity to create truly one-of-a-kind sockets and switches for your interior.



THE SOHO LIGHTING CO.



Orangery
Pendants



Garden Room
Wall Lights



Garden Room
Pendants



Fountain
Uplifters



Rose Bed
Spotlights



Drive Way
Path Lights



Courtyard
Wall Lights



Hallway
Lantern



Front Door
Wall Lights

**OLD BRASS 9 GANG MODULE GRID
SWITCH WITH CLASSIC TOGGLES**

Shown in: The Belgravia Collection
From: £222

INTRODUCING

Soho Lighting's

BESPOKE ENGRAVING
SERVICE



Personalise your space

Many of us experience the process of guessing which switch controls which set of lights. Our bespoke engraving service removes this frustration, enabling a clear and simple lighting navigation.

Our customisation service includes:

- Custom engravings with a selection of fonts
- Custom pairing of finishes with our extensive choice of toggle and dimming knob designs

We believe by providing these extra layers of customisation, your switches and sockets will truly reflect your unique style and design needs.

TRADITIONAL & FLAT PLATES

*with bespoke
accent details*

Create your perfect bespoke switch from
a selection of five iconic dimmer and
toggle designs inspired by historic eras.

THE SOHO LIGHTING CO.



Ornate Textured Toggles and Dimmers
as part of the Sockets & Switches Range

Our five toggle and
rotary dimmer choices:

- Classic (as standard)
 - Art Deco
- Vintage Knurled
 - Victorian
- Contemporary



Our personal service

THE SOHO LIGHTING CO.

Handcrafting in the UK enables us to adapt our products and services to your unique requirements.

S
O
H
O



Wall Lighting

Pendant Lighting

P.19

Hand-Blown Glass



INDUSTRY EXPERTS

Our integrated approach to each project

When you choose The Soho Lighting Company, you are gaining the expertise of our team of professional electricians who, alongside our customer service team, aim to deliver your project with care, efficiency, and expertise. We offer wiring design, extractions from plan and lighting design scoping calls; with each project overseen by a dedicated account manager. From an initial call, through to project scoping, sample room creation, to site visits, and on-time delivery, we are on hand for the duration of your project.



For more information about this service, please contact our customer service team on 0208 106 1221 or by email at info@soholighting.com



P. 21

Independent Lighting Plan Consultancy

We offer the opportunity to engage with an independent lighting consultant. Claire Pendarves originally trained and worked as an interior designer in London before changing course to specialise in lighting. For more information about this service, please contact our customer service team.

Introducing one of our valued
independent lighting consultants
Claire Pendarves

" It was whilst working on an interior design project in Switzerland that a renowned lighting consultant was commissioned to carry out the lighting design. I realised that no matter what attention is paid to furniture, fabrics, flooring and window treatments it's the lighting predominantly that can totally transform a space. It can change a mundane interior into something spectacular. It can accentuate good features and help to detract from the negative. And it can make your life easier and more harmonious. "



Residential Case Study

Clay Point

“I don’t think my husband and I would have ended up with what we’ve got, in terms of the lighting, if we hadn’t had a team working with us like Soho Lighting. They came up with so many ideas for us. We couldn’t have worked with a better company.”

Kate and Malcolm Roberts

This stunning coastal, residential project involved an extensive renovation, transforming this period property into a contemporary family home. Using our independent lighting plan service we advised the client in creating a full lighting solution.





Commercial Case Study

Hilton Hotel

The Hilton Metropole is the second largest hotel in London. We were delighted to be selected to provide the switches and sockets for this extensive hotel renovation. Our Connaught Collection in Black Nickel provided a sleek finish in the hotel bedrooms and our Charterhouse Collection in antique brass delivered a sophisticated and classic aesthetic for the bathrooms. Our ability to scale our service for large commercial projects is a quality for which we have become renowned, and we are honoured to extend our relationship with new Hilton hotels year on year.



Our collections

THE SOHO LIGHTING CO.

Beautifully designed, meticulously engineered and
available in an array of classic and contemporary finishes.



AN INTRODUCTION TO

Our plate styles

At The Soho Lighting Company, we understand that every detail matters which is why we offer a variety of plate styles to cater to your unique preferences and interior design needs.

THE SOHO LIGHTING CO.

Traditional Plate: Timeless Elegance


Our traditional plates are available in a stunning array of 12 finishes. These hand-crafted front plates exude an understated elegance and feature subtle rounded edges and a unique invisible fixing system for a screwless finish.

Flat Plate: Modern Simplicity

For those who prefer a contemporary aesthetic, our minimalist flat plate design is the ideal choice. The sleek front plate embodies style and simplicity, making it ideal for contemporary interiors.



Traditional Plate



Flat Plate

THE SOHO LIGHTING CO.



01

Traditional Plates

Our traditional plates are available in a stunning array of 12 finishes. These hand-crafted front plates exude an understated elegance, feature subtle rounded edges and a unique invisible fixing system for a screwless finish.

TRADITIONAL PLATES

The Charterhouse Collection

● ANTIQUE BRASS

The Charterhouse Collection of lacquered antique brass sockets and switches offers a timeless appearance, providing a warm tone which naturally conceals fingerprints and small blemishes.



Explore *infinite* possibilities

This antiqued brass finish is available in over 130 switch and socket variations.

Go to P.65 →

2 GANG SOCKET

Code: SKT102

From: £19.49



2 GANG TOGGLE SWITCH 2-WAY

Code: LTS302

From: £49.98

Charterhouse Finish code:

ABB (Antique Brass with Black Inserts)

TRADITIONAL PLATES

The Savoy Collection

● BRUSHED BRASS

The refined Savoy Collection of brushed brass sockets and switches enrich a space with warm, golden brass tones Paired with a choice of black or white inserts, this versatile collection creates impact in any interior setting.

**13A 2 GANG SUPER
FAST CHARGE 45W
USB A+C SOCKET**
Code: SKT214
From: £59.99



**2 GANG LIGHT
SWITCH 2-WAY**
Code: LTS102
From: £20.98

Explore *infinite* possibilities

This brushed brass finish is available in over 130 switch and socket variations.

Go to P.65 →



2 GANG TOGGLE SWITCH 2-WAY

Code: LTS302

From: £49.98

Savoy Finish codes:

BBB (Brushed Brass & Black Inserts)

BBW (Brushed Brass & White Inserts)

TRADITIONAL PLATES

The Camden Collection

- MATT BLACK
- MATT BLACK WITH BRUSHED BRASS INSERTS
- MATT BLACK WITH ANTIQUE BRASS INSERTS

The commanding appearance and flawless softened matt finish of this range strikes a masculine tone and is a popular choice for contemporary homes. Available with matt black, antique brass or brushed brass toggles and dimmer detailing to perfectly complement your interior.

Explore *infinite* possibilities

This matt black finish is available in over 130 switch and socket variations.

Go to P.65 →



3 GANG 2 WAY SWITCH

Code: LTS103
From: £31.38



2 GANG TOGGLE SWITCH 2-WAY

Code: LTS302

From: £52.38

Camden Finish codes:

MBB (Matt Black & Black Inserts)

MBR (Matt Black & Brushed Brass Inserts)

MBT (Matt Black & Antique Brass Inserts)

TRADITIONAL PLATES

The Lombard Collection



BRUSHED CHROME



BRUSHED CHROME WITH BRUSHED BRASS INSERTS

The Lombard Collection of brushed chrome sockets and switches offers a subtle silvered finish with a durable texture that has the added practical benefit of hiding fingerprints and small blemishes. Available with a choice of brushed chrome or brushed brass accent detailing.

THE SOHO LIGHTING CO.

1 GANG ROCKER SWITCH

Code: LTS101
From: £19.30



2 GANG DIMMER SWITCH

Code: LTS202
From: £80.48

Explore *infinite*
possibilities

This brushed chrome finish is available in over 130 switch and socket variations.

Go to P.65 →



2 GANG TOGGLE SWITCH 2-WAY

Code: LTS302

From: £49.98

Lombard Finish codes:

BCB (Brushed Chrome & Black Inserts)

BCS (Brushed Chrome & Brushed Brass Inserts)

BCW (Brushed Chrome & White Inserts)

TRADITIONAL PLATES

The Eton Collection

● BRONZE ● BRONZE WITH BRUSHED BRASS INSERTS

The sumptuously rich, dark qualities of this matt bronze finish is undeniably classic and looks resplendent in period style interiors. The subtle sheen of the switch toggle and rockers authentically replicates years of use, offered in a choice of two accent detail pairings: subtle antiqued bronze or brushed brass.

Explore *infinite* possibilities

This bronze finish is available in over 130 switch and socket variations.

Go to P.65 →



3 GANG SWITCHES ON DOUBLE PLATE

Code: LTS123BZT
From: £33.24



2 GANG SWITCHED SOCKET

Code: SKT102
From: £26.38



2 GANG TOGGLE SWITCH 2-WAY

Code: LTS302

From: £52.38

Eton Finish codes:

BZB (Bronze & Black Inserts)

BZR (Bronze & Brushed Brass Inserts)

TRADITIONAL PLATES

The Westminster Collection

● VINTAGE BRASS

Our Westminster Collection of plates have been carefully matched to original Georgian and Victorian brass works such as door handles and cabinetry details, giving a faithful representation of heavily oxidised, un-polished, timeworn brass, with a rich dark matt patina. These traditional switches and sockets will add authenticity to period properties adding layers of interest to an interior.



DOUBLE SOCKET USB A+C

Code: SKT204

From: £49.99

Explore *infinite*
possibilities

This vintage brass finish is available in over 130 switch and socket variations.

Go to P.65 →



2 GANG TOGGLE SWITCH 2-WAY

Code: LTS302

From: £55.98

Westminster Finish code:

VBB (Vintage Brass & Black Inserts)

TRADITIONAL PLATES

The Connaught Collection

● **BLACK NICKEL**

The Connaught Collection of black nickel sockets and switches provide a distinctive mirrored finish giving a luxe appeal to any space.

**3 GANG SWITCH 2X 2
WAY ROCKER &
TRAILING DIMMER**

Code: LTS130
From: £58.96



SHAVER SOCKET

Code: SKT401
From: £50.40

Explore *infinite*
possibilities

This black nickel finish is available in over 130 switch and socket variations.

Go to **P.65** →



2 GANG TOGGLE SWITCH 2-WAY

Code: LTS302

From: £49.98

Connaught Finish code:

BNB (Black Nickel & Black Inserts)

TRADITIONAL PLATES

The Belgravia Collection

● OLD BRASS

Our Belgravia Collection of plates have been carefully matched to original pieces of Georgian brass work, such as door handles and cabinetry details, giving a faithful representation of oxidised, un-polished, timeworn brass, with a rich honey matt patina. These traditional switches and sockets will add authenticity to period properties while also working well in contemporary settings to add layers of interest to a space.

THE SOHO LIGHTING CO.



Explore *infinite*
possibilities

This old brass
finish is available in
over 130 switch and
socket variations.

Go to P.65 →

**2 GANG 2 WAY
SWITCH**

Code: LTS102
From: £26.99



2 GANG TOGGLE SWITCH 2-WAY

Code: LTS302

From: £55.98

Belgravia Finish code:

OBB (Old Brass & Black Inserts)

TRADITIONAL PLATES

Finbury Collection

● POLISHED CHROME

The Finbury Collection of polished chrome sockets and switches will bounce light throughout your interior, with its reflective silvered finish. Available in a choice of black and white inserts.

THE SOHO LIGHTING CO.



**2 GANG SUPER FAST CHARGE
USB A+C SOCKET**

Code: SKT214
From: £59.99

Explore *infinite* possibilities

This polished chrome finish is available in over 130 switch and socket variations.

Go to P.65 →



SHAVER SOCKET

Code: SKT401
From: £50.40



2 GANG TOGGLE SWITCH 2-WAY

Code: LTS302

From: £49.98

Finsbury Finish codes:

PCB (Polished Chrome & Black Inserts)

PCW (Polished Chrome & White Inserts)

TRADITIONAL PLATES

The Chiswick Collection

● ANTIQUE COPPER

The exquisite copper plates of the Chiswick Collection are hand finished and individually aged to perfection, giving each plate a natural, warm and classic appeal.

Explore *infinite* possibilities

This antique copper finish is available in over 130 switch and socket variations.

Go to P.65 →

THE SOHO LIGHTING CO.



6 GANG TOGGLE SWITCH

Code: LTS306
From: £144.89



2 GANG TOGGLE SWITCH 2-WAY

Code: LTS302

From: £55.98

Chiswick Finish code:

ACB (Antique Copper & Black Inserts)

TRADITIONAL PLATES

The Paintable Collection

For those seeking a cohesive look in a particular room or throughout a scheme or space, our Paintable Collection offers you the opportunity to match your switches and sockets with your preferred wall colour; enabling your plates to seamlessly disappear into your paintwork. Available with several toggle and dimmer finish options, you can achieve this while still benefiting from our celebrated dimmer, toggle and rocker designs and finishes.

THE SOHO LIGHTING CO.



Explore *infinite*
possibilities

Introducing our prebuilt
switch and socket options.

Go to P.65 →

**1 GANG TOGGLE LIGHT
SWITCH 2 WAY WITH
ANTIQUE BRASS SWITCH**

Code: LTS301

From: £34.40



Paintable Finish codes:

PMQ (Paintable & White Metal)

PMR (Paintable & Brushed Brass and Black)

PMS (Paintable & Brushed Brass and White)

PMT (Paintable & Antique Brass)

PMY (Paintable & Brushed Chrome and Black)

PMZ (Paintable & Brushed Chrome and White)

FLAT PLATES

The Eldon Collection



WHITE METAL



WHITE METAL WITH CHROME

The Eldon Collection is a popular choice for modern styled homes and works seamlessly in white kitchens and neutral interiors. For those who prefer a contemporary aesthetic, this minimalist flat plate design is the ideal choice. It is available with white or polished chrome accent detailing.

Explore *infinite* possibilities

This white metal finish is available in over 130 switch and socket variations.

Go to P.65 →



1 GANG TOGGLE SWITCH

Code: LTS301
From: £34.40



2 GANG SOCKET

Code: SKT102
From: £23.98



2 GANG TOGGLE SWITCH 2-WAY

Code: LTS302

From: £49.98

Eldon Finish codes:

WPW (White Metal & White Inserts)

WPX3 (White Metal & Polished Chrome)

Coming soon



The Historical Royal Palaces Collection

We are delighted to introduce this iconic collection which takes its inspiration from the grandeur and opulence of the royal palaces. Reflecting the history and character of these beautiful homes, it is elegant, timeless and refined. This pioneering collection of plates is patent pending and revolutionises the concept of flawless finish.

Hand-cast from solid metal this luxury screwless range will be available in Brass and Bronze finishes for exceptional quality.





THE SOHO LIGHTING CO.



A Considered Approach

Sustainability is central to our design process and business practices. From the choice of materials and manufacturing methods, to our consideration of a product's lifecycle and circularity, we are committed to making a positive impact on people and planet. We're in the process of our journey towards B Corp accreditation, on a mission to harness the transformative power of lighting to drive meaningful change.

"As we are both electrical engineers and artisans, our commitment to sustainability means that we examine the environmental impact of our products from electrical design through to creative development and delivery – and beyond."

Lee Lovett Co-Founder



New

Fast-charging USB Port

for laptops, phones and tablets.

We are delighted to launch a pioneering fast-charging USB Port. This revolutionary product supports faster charging speeds and allows you to charge two devices simultaneously – a game-changer for those with busy lives. The compact design combines multiple charging capabilities into a single unit, reducing clutter and the need for additional chargers or adapters, so you can focus on the aesthetics of your space.

SOLID BRASS

Outdoor Switches & Sockets

Inspired by historic outdoor switches and sockets these solid, hand cast brass pieces form part of our prestigious Chelsea Collection. The perfect blend of function and form, they will enhance the exterior beauty of your home and garden.

THE SOHO LIGHTING CO.



**IP65 OUTDOOR 20A 2-WAY
ROTARY LIGHT SWITCH**

Code: LTS101
From: £330

IP65 OUTDOOR 13A SOCKET

Code: SKO101

From: £360



Frequently Asked Questions

Switches and Sockets FAQ's

THE SOHO LIGHTING CO.

Q. How many lights do your switches drive?

A. Our light switches are rated up to 20 amps, meaning that one switch has a breaking capacity of 20 amps.

Q. Are your plates 'standard' sizes?

A. Yes, our faceplates are standard sizes, fitting standard mounting boxes.

Q. What mounting boxes are compatible with your collections?

A. 35mm back box for dimmers and 2 way switches, 47mm back box required for shaver sockets and dimming toggles

- 1 gang, 2 gang & 3 gang rocker switches,
- 2 way and off retractable switches required for electric blinds/windows
- 1 gang toggle switch & 2 gang toggle switch
- 1 gang dimmer and 2 gang dimmer switches

35mm double box

- Double sockets and USB double sockets
- 3 and 4 gang rocker / toggle and dimmers switches in double plates

35mm 6-8 gang pattress boxes

- Switch combinations of 5 gang up to 8 gang

Q. Do you offer retractable switches and what are they for?

A. A retractable switch refers to how the switch operates. As the switch has a spring in it, it retracts back to the off position. This style of switch is often used for dimming, smart home controllability and motor circuits such as blinds. We offer retractable switches in both rocker and toggle styles.

Q. What is the voltage and hertz of the range?

A. Our products are 230V / 50Hz.

Q. How do I find the ampage of your products?

A. All the information relating to the ampage of your product will be clearly marked on the product itself, on the product packaging, and in the technical specification sheets available on our website.

Q. What size cabling fits within your switches and sockets?

A. Our socket and switch terminal capacity allows for the following cable sizes:

- 4 x 1.0mm²
- 4 x 1.5mm²
- 2 x 2.5mm²
- 1 x 4.0mm²

Q. Are any of your switches and sockets rated for bathroom use?

A. We have dedicated bathroom shaver sockets, which are rated IP21D and therefore safe for use within zone 2 (within 60cm of the sink taps) of your bathroom.

Q. Are your switches single pole or double pole?

A. Our switches are primarily single pole isolating switches. Our sockets and appliance control switches are double pole isolators.

Q. Do you offer a variety of USB sockets options?

A. Yes, we offer both USB A (the older rectangle-style charging slots) and USB C options for a faster charge and greater power output.

Dimming Module FAQ's

Q. What is trailing edge and leading edge?

A. These terms refer to how the dimmers cut into the electrical voltage wave. A leading-edge cuts into the wave earlier, whereas the trailing dimmer cuts into it later. Our dimmers as a standard are sent out as trailing edge but can be changed to leading edge. The only dimmer that can't be changed is the leading edge, that only comes as a trailing edge dimmer.

Q. Do you offer soft start dimmers and why would I require one?

A. All our dimmers are fitted with soft start, trailing edge functionality with short circuit protection built in. The soft start allows the module to check the circuit is safe to operate within. It also prolongs the longevity of the modules and bulbs.

Q. Can you remove the soft start function if required?

A. You cannot remove the soft start entirely, as it may incur flickering in a leading edge. However you can change the driving mode of the dimmer from trailing edge to leading edge if required. This would help bring the soft start time down.

Q. Can I set a minimum and maximum lighting output on your dimmer modules?

A. Yes - this can be easily set and adjusted within the rear of the module.

Q. What is minimum wattage required for your dimming modules to operate?

A. Our modules require a minimum load of 2W.

THE SOHO LIGHTING CO.



EXPLORE

Infinite Possibilities

P. 65

Introducing our Prebuilt Switch and Socket Options

In a world where modern control switching requirements continue to evolve, flexibility is paramount. The demands of today's residential and commercial applications, with their complex lighting schemes and integration of smart technologies, call for a vast array of switch combinations on a single plate. Within each range, you'll find our standard plates, carefully curated to meet the most frequently used requirements in both commercial and residential projects. Our standard prebuilt plates include:

Light Switches: Choose from toggle switches, intelligent trailing edge dimmers (perfect for LED lighting, but versatile enough to adapt to other light technologies), and rocker switches.

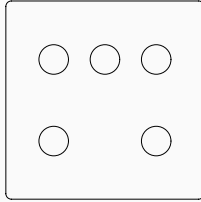
Sockets: Whether you need 5, 13, or 16-amp sockets, options with integrated USB chargers, or twin voltage shaver sockets, our range has you covered.

Fuse Spurs, Isolators, and Cooker Control Units: Discover a wide selection of 13ax, 20ax, and 45ax switched and unswitched plates for your electrical needs.

Media, TV, and Data Plates: Stay connected with our range of plates designed to accommodate your media, TV, and data requirements.


Light Switches

Dimmer Switch



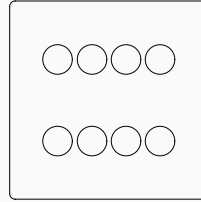
5 GANG DIMMER SWITCH 150W FP

Code:LTS205 From:£160.39



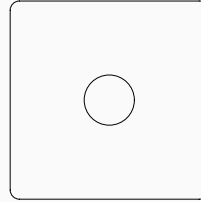
6 GANG DIMMER SWITCH 150W FP

Code:LTS216 From:£213.59



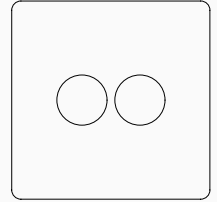
8 GANG DIMMER SWITCH 150W FP

Code:LTS218 From: £275.99



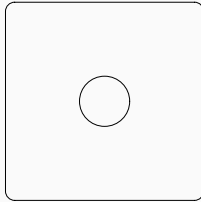
1 GANG 250W LED DIMMER SWITCH FP

Code:LTS251 FROM:£51.97



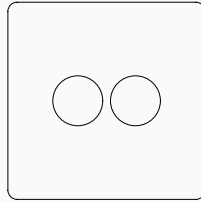
2 GANG 250W LED DIMMER SWITCH FP

Code:LTS252 From:£90.97



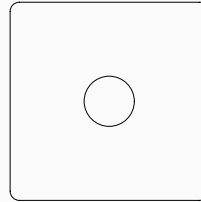
1 GANG 1000W LED DIMMER SWITCH FP

Code:LTS261 From:£36.78



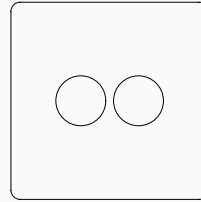
2 GANG 1000W LED DIMMER SWITCH FP

Code:LTS262 From:£64.38



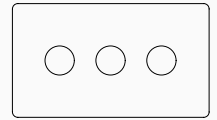
1 GANG 400W LED DIMMER SWITCH FP

Code:LTS241 From:£49.98



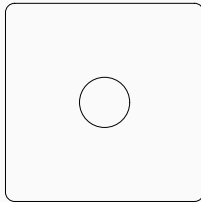
2 GANG 400W LED DIMMER SWITCH FP

Code:LTS242 From:£87.48



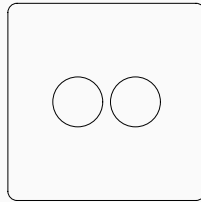
3 GANG 400W LED DIMMER SWITCH FP

Code:LTS243 From:£131.22



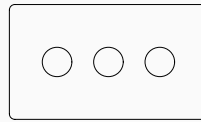
1 GANG 2 WAY 150W TRAILING EDGE DIMMER

Code:LTS201 From:£38.32



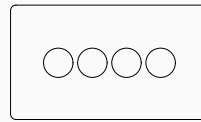
2 GANG 2 WAY 150W TRAILING EDGE DIMMER

Code:LTS202 From:£63.32



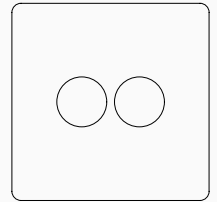
3 GANG 2 WAY 150W TRAILING EDGE DIMMER

Code:LTS203 From:£104.98



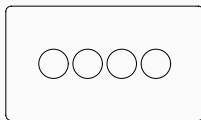
4 GANG 2 WAY 150W TRAILING EDGE DIMMER

Code:LTS204 From:£131.98



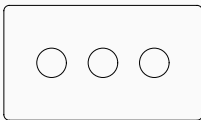
2 GANG 2 WAY LED 150W TRAILING EDGE DIMMER

Code:LTS212 From:£59.99



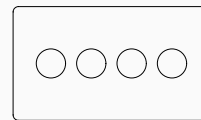
4 GANG 400W LED DIMMER SWITCH FP

Code:LTS244 From:£164.98



3 GANG 2 WAY LED 150W TRAILING EDGE DIMMER

Code:LTS213 From:£94.80

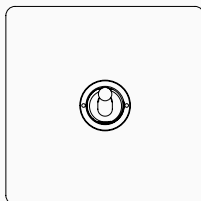


4 GANG 2 WAY LED 150W TRAILING EDGE DIMMER

Code:LTS214 From:£120

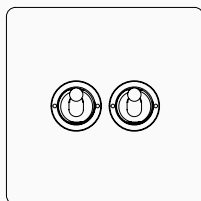
THE SOHO LIGHTING CO.

Toggle Switch



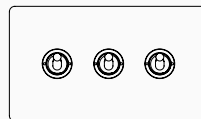
1 GANG INTERMEDIATE TOGGLE SWITCH

Code:LTS311 From: £35.98



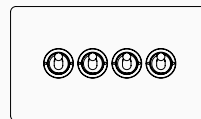
2 GANG INTERMEDIATE TOGGLE SWITCH

Code:LTS312 From:£53.96




3 GANG INTERMEDIATE TOGGLE SWITCH

Code:LTS313 From:£77.95



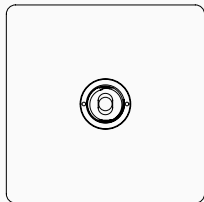
4 GANG INTERMEDIATE TOGGLE SWITCH

Code:LTS314 From:£95.94

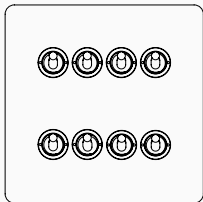


2 GANG TOGGLE SWITCH 1 X INTERMEDIATE, 1 X 20A 2 WAY TOGGLE

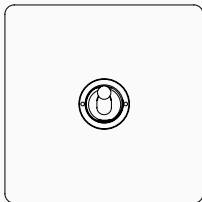
Code:LTS322 From:£58.76



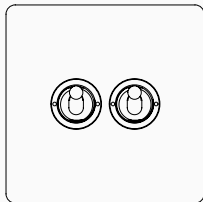
1 GANG ZIGBEE TOGGLE SWITCH
Code:LTS351 From:£85.61



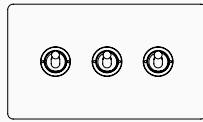
8 GANG 2 WAY TOGGLE SWITCH
Code:LTS308 From:£143.99



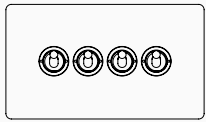
1 GANG 2 WAY TOGGLE SWITCH
Code:LTS301 From:£32



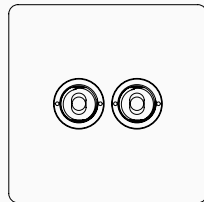
2 GANG 2 WAY TOGGLE SWITCH
Code:LTS302 From:£49.98



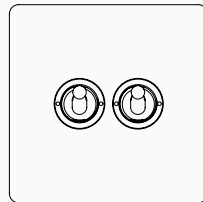
3 GANG 2 WAY TOGGLE SWITCH
Code:LTS303 From:£69.98



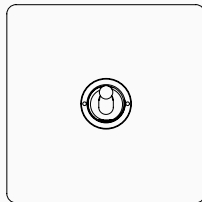
4 GANG 2 WAY TOGGLE SWITCH
Code:LTS304 From:£89.98



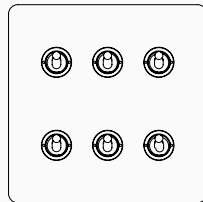
2 GANG ZIGBEE TOGGLE SWITCH
Code:LTS352 From:£159.22



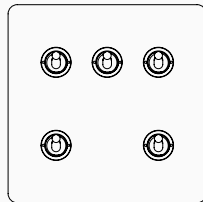
2 GANG RETRACTIVE TOGGLE SWITCH
Code:LTS332 From:£77.96



1 GANG RETRACTIVE TOGGLE SWITCH
Code:LTS331 From:£34

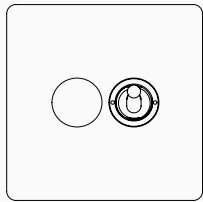


6 GANG 2 WAY TOGGLE SWITCH
Code:LTS306 From:£125.99

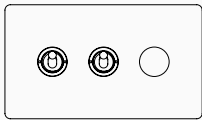


5 GANG 2 WAY TOGGLE SWITCH
Code:LTS305 From:£107.99

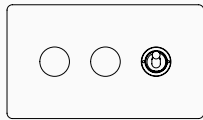
Dimmer Toggle Switch



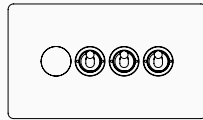
2 GANG DIMMER AND TOGGLE SWITCH COMBO
Code:LTS341 From:£55.99



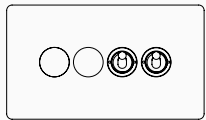
3 GANG SWITCH WITH 1 X DIMMER 2 X TOGGLE
Code:LTS342 From:£82.99



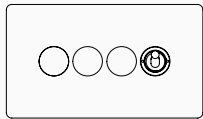
3 GANG SWITCH WITH 2 X DIMMER 1 X TOGGLE
Code:LTS343 From:£94



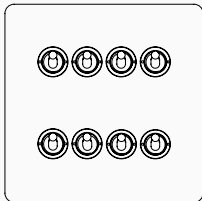
4 GANG SWITCH WITH 1 X DIMMER 3 X TOGGLE
Code:LTS344 From:£94.99



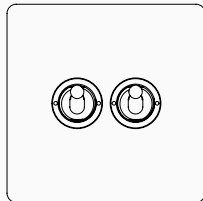
4 GANG SWITCH WITH 2 X DIMMER 2 X TOGGLE
Code:LTS345 From:£107



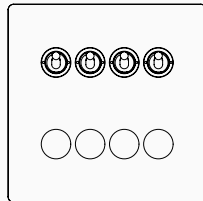
4 GANG SWITCH WITH 3 X DIMMER 1 X TOGGLE
Code:LTS346 From:£119.99



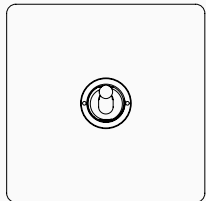
8 GANG DIMMING TOGGLE SWITCH
Code:LTS508 From: £239.98



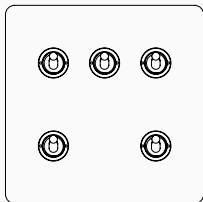
2 GANG DIMMING TOGGLE SWITCH
Code:LTS502 From:£64.99



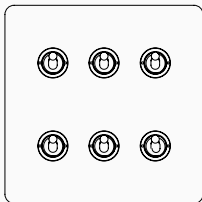
8 GANG DIMMER AND TOGGLE COMBO
Code:LTS381 From:£237



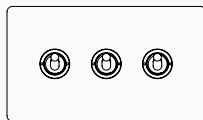
1 GANG DIMMING TOGGLE SWITCH
Code:LTS501 From:£42



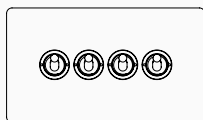
5 GANG DIMMING TOGGLE SWITCH
Code:LTS505 From:£160



6 GANG DIMMING TOGGLE SWITCH
Code:LTS506 From:£184.99

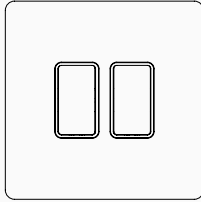


3 GANG DIMMING TOGGLE SWITCH
Code:LTS503 From:£89.98



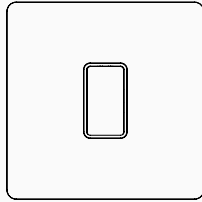
4 GANG DIMMING TOGGLE SWITCH
Code:LTS504 From:£122.98

Switch



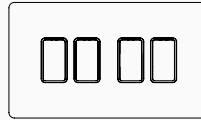
2 GANG 2 WAY SWITCH

Code:LTS102 From:£20.98



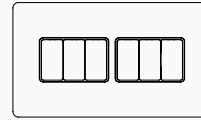
3 GANG 2 WAY SWITCH

Code:LTS103 From:£28.98



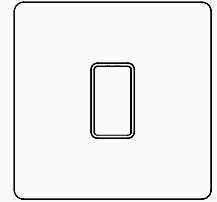
4 GANG 2 WAY SWITCH

Code:LTS104 From:£41.98



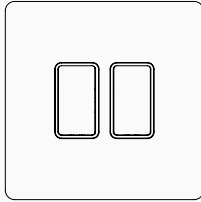
6 GANG 2 WAY SWITCH

Code:LTS106 From:£53.98



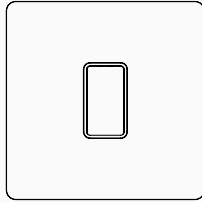
1 GANG INTERMEDIATE SWITCH

Code:LTS111 From:£23.



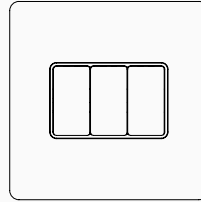
2 GANG INTERMEDIATE SWITCH

Code:LTS112 From:£28.54



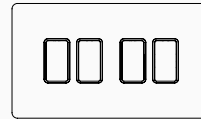
1 GANG 2 WAY SWITCH

Code:LTS101 From:£13.99



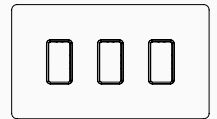
3 GANG INTERMEDIATE SWITCH

Code:LTS113 From:£28.54



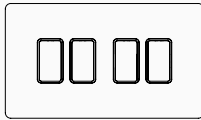
4 GANG INTERMEDIATE SWITCH

Code:LTS114 From:£44.02



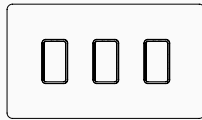
3 GANG 2 WAY SWITCH

Code:LTS123 From:£26.83



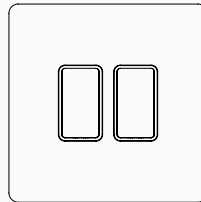
4 GANG SWITCH WITH 1 X INTERMEDIATE

Code:LTS136 From: £41.22



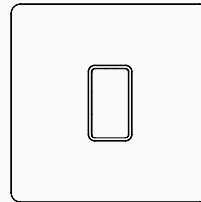
3 GANG SWITCH WITH 1 X INTERMEDIATE

Code:LTS137 From:£35.74



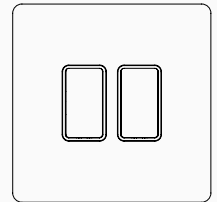
2 GANG SWITCH WITH 1 X INTERMEDIATE

Code:LTS138 From:£25.45



1 GANG RETRACTIVE SWITCH

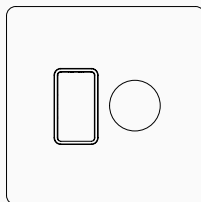
Code:LTS141 From:£17.98



2 GANG RETRACTIVE SWITCH

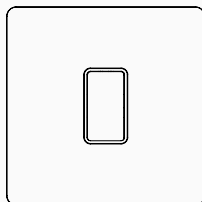
Code:LTS142 From:£23.96

Dimmer Switch



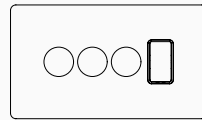
2 GANG DIMMER / ROCKER SWITCH COMBO

Code:LTS132 From:£48.67



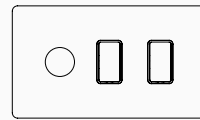
1 GANG ZIGBEE SMART ROCKER

Code:LTS161 From:£67.38



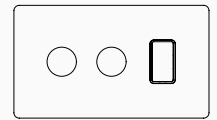
4 GANG SWITCH WITH 3 X DIMMERS

Code:LTS151 From:£115



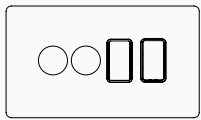
3 GANG WITH 1 DIMMERS & 2 X 2 WAY SWITCH

Code:LTS130 From:£58.96



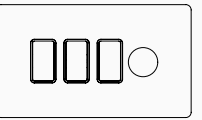
GANG WITH 2 DIMMERS & 1 X 2 WAY SWITCH

Code:LTS131 From:£84.67



4 GANG SWITCH WITH 2 X DIMMERS

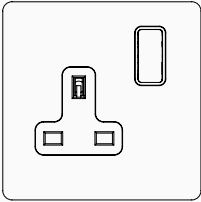
Code:LTS152 From:£100



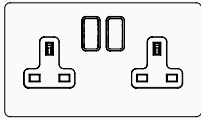
4 GANG SWITCH WITH 1 X DIMMERS

Code:LTS153 From:£88.99

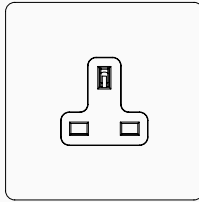
Socket



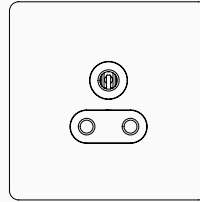
1 GANG DP SOCKET
Code:SKT101 From:£17.99



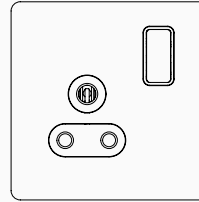
2 GANG DP SOCKET
Code:SKT102 From:£19.49



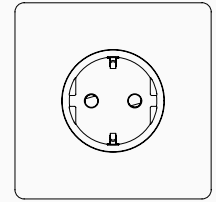
1 GANG 13AX DP SOCKET
Code:SKT103 From:£18.96



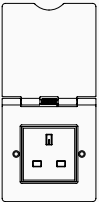
1 GANG 5A SOCKET
Code:SKT301 From:£21.95



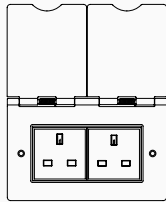
1 GANG 5A SOCKET & SWITCH
Code:SKT302 From:£23.99



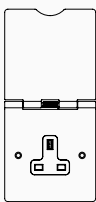
1 GANG SCHUKO SOCKET
Code:SKT601 From:£14.99



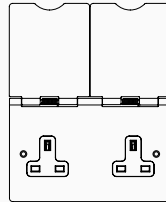
1 GANG EUROMOD FLOOR SOCKET
Code:SKT507 From:£23.88



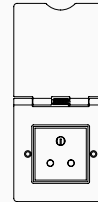
2 GANG EUROMOD FLOOR SOCKET
Code:SKT508 From:£34.90



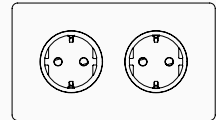
1 GANG FLOOR SOCKET
Code:SKT501 From:£16.90



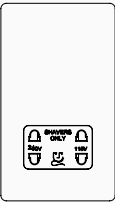
2 GANG FLOOR SOCKET
Code:SKT502 From:£24.90



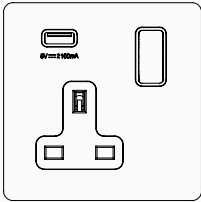
1 GANG 5A FLOOR SOCKET
Code:SKT503 From:£23.70



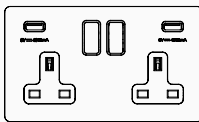
2 GANG SCHUKO
Code:SKT602 From:£24.98



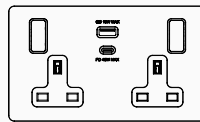
SHAVER SOCKET DUAL VOLTAGE 115/230V
Code:SKT401 From:£50.40



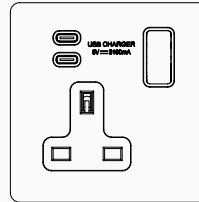
1 GANG USB+A SOCKET SF
Code:SKT211 From:£27.44



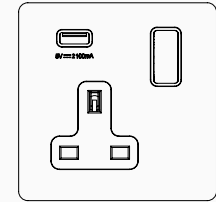
2 GANG USB+A SOCKET SF
Code:SKT212 From:£34.54



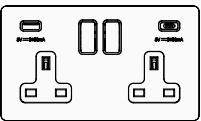
2 GANG USB A+C SOCKET SF
Code:SKT214 From:£59.99



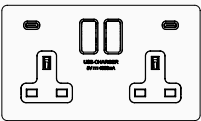
1 GANG DP USB C+C SOCKET
Code:SKT221 From:£34.26



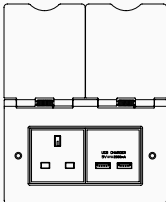
1 GANG USB+A SOCKET
Code:SKT201 From:£27.44



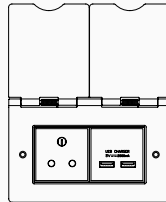
2 GANG USB+A SOCKET
Code:SKT202 From:£28.34



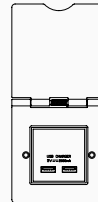
2 GANG USB C+C SOCKET
Code:SKT222 From:£40



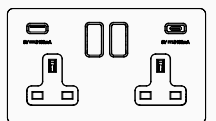
DOUBLE FLOOR OUTLET SOCKET & USB CHARGER
Code:SKT505 From:£57.47



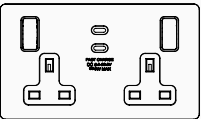
DOUBLE FLOOR OUTLET 5A SOCKET & USB CHARGER
Code:SKT506 From:£57.47



1 GANG USB FLOOR SOCKET CHARGER
Code:SKT504 From:£42.89

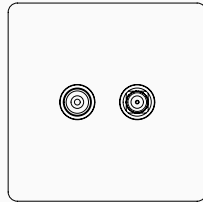


2 GANG USB A+C SOCKET
Code:SKT204 From:£39

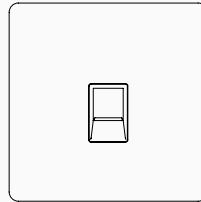


USB C+C DOUBLE SOCKET SF
Code:SKT215 From:£59.98

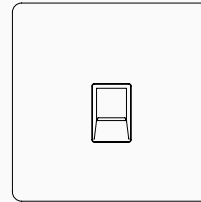
Media Sockets



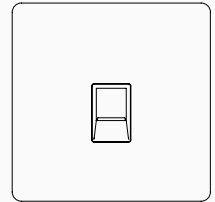
2 GANG TV & SATELLITE SOCKET
Code: MED103 From: £14.40



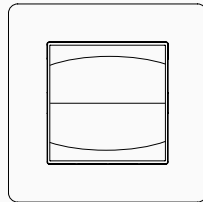
1 GANG TELEPHONE MASTER SOCKET
Code: MED201 From: £24.95



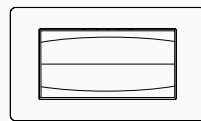
1 GANG TELEPHONE SECONDARY SOCKET
Code: MED202 From: £22.79



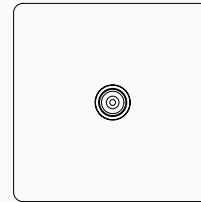
1 GANG ETHERNET SOCKET
Code: MED301 From: £23.99



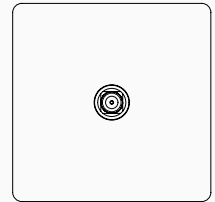
1 GANG 2 MODULES
Code: MED602 From: £21.96



2 GANG 4 MODULES
Code: MED604 From: £26.96



TV COAXIAL AERIAL SOCKET
Code: MED101 From: £19.98




1 GANG SATELLITE SOCKET
Code: MED102 From: £21.59

THE SOHO LIGHTING CO.

Switch and Blanking Plates


Blank Plate




1 GANG BLANKING PLATE
Code: PLT501 From: £14.98



2 GANG BLANKING PLATE
Code: PLT502 From: £20.98

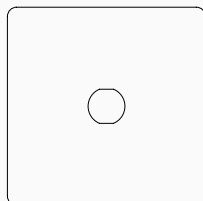


6 GANG BLANKING PLATE
Code: PLT506 From: £29.03

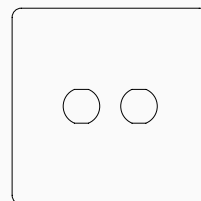


9 GANG BLANKING PLATE
Code: PLT509 From: £33.59

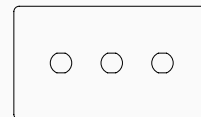
Switch Plate



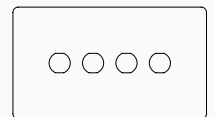
1 GANG SWITCH PLATE
Code: PLT301 From: £17.99



2 GANG SWITCH PLATE
Code: PLT302 From: £17.99




3 GANG GRID SWITCH PLATE
Code: PLT303 From: £23.99



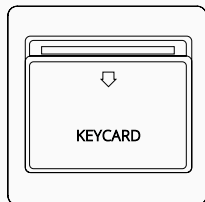
4 GANG GRID SWITCH PLATE
Code: PLT304 From: £23.99

Isolater Switches and European Schuko




13A TOGGLE SWITCHED FUSED CONNECTION UNIT (FCU)

Code:ISO 320 From:£42.37



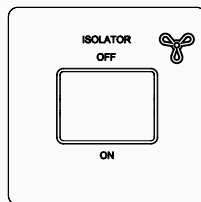
KEY CARD SWITCH

Code:ISO102 From:£46.79



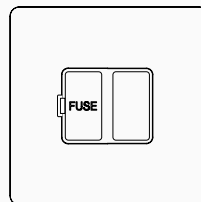
FUSED CONNECTION UNIT 13A UNSWITCHED

Code:ISO131 From:£25.98



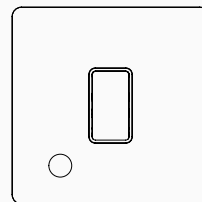
EXTRACTOR FAN ISOLATOR

Code:ISO101 From:£27.98




FUSED CONNECTION UNIT 13A SWITCHED

Code:ISO133 From:£28.98




1 GANG 20A POLE SWITCH WITH FLEX OUTLET

Code:ISO203 From:£29.98



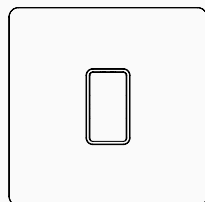
45A COOKER CONTROL UNIT

Code:ISO455 From:£44.98



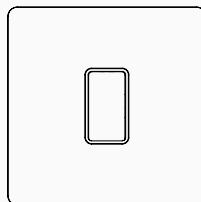
FUSED CONNECTION UNIT SWITCHED WITH FLEX OUTLET

Code:ISO135 From:£28.18



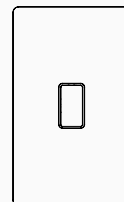
1 GANG 40A DOUBLE POLE SWITCH SINGLE PLATE

Code:ISO451 From:£38.98



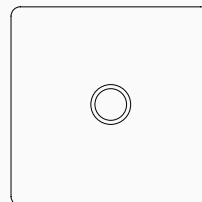
1 GANG 20A POLE SWITCH

Code:ISO201 From:£26.98



1 GANG 45A DOUBLE POLE SWITCH DOUBLE

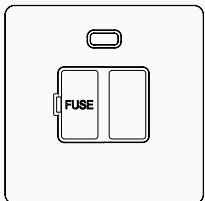
Code:ISO453 From:£50.98



20A FLEX OUTLET

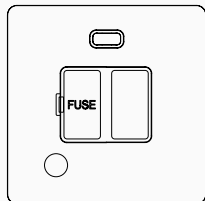
Code:PLT421 From:£16.98

With Neon



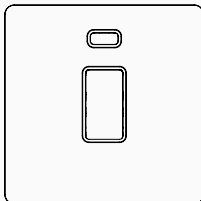
FUSED CONNECTION UNIT 13ASWITCHED WITH NEON

Code:ISO134 From:£29.98



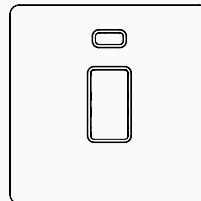
FUSED CONNECTION UNIT SWITCHED WITH FLEX OUTLET AND NEON

Code:ISO136 From:£29.98



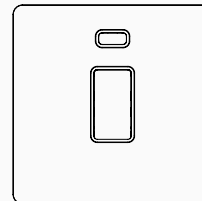
1 GANG 40A POLE SWITCH WITH NEON

Code:ISO452 From:£40.79



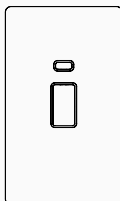
1 GANG 20A POLE SWITCH WITH NEON

Code:ISO202 From:£32.99



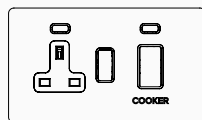
FUSED CONNECTION UNIT UNSWITCHED WITH FLEX OUTLET

Code:ISO132 From:£26.51



1 GANG 45A DOUBLE POLE SWITCH DOUBLE WITH NEON

Code:ISO454 From:£52.79

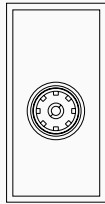


45A COOKER CONTROL UNIT WITH NEON

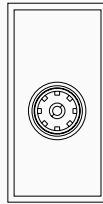
Code:ISO456 From:£46.79

Euro Modules

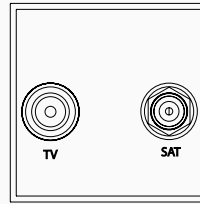
THE SOHO LIGHTING CO.



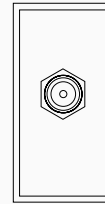
TV OUTLET (FE) EM-EURO MODULE
Code:EMD101 From:£5.71



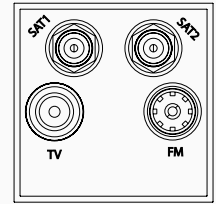
F CONNECTOR (SCREENED) EM-EURO MODULE
Code:EMD102 From:£5.71



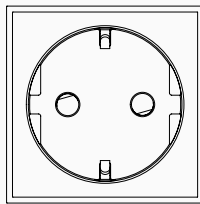
TV/SAT EM-EURO MODULE
Code:EMD103 From:£10.24



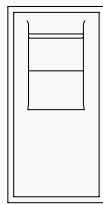
TERMINAL F CONNECTOR EM-EURO MODULE
Code:EMD104 From:£2.69



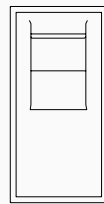
SAT1/SAT2/TV/RADIO EM-EURO MODULE
Code:EMD105 From:£14.40



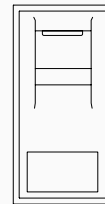
16A EURO SOCKET ROUND PIN EM-EURO MODULE
Code:EMD160 From:£4.98



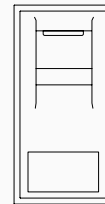
BT MASTER TELEPHONE SOCKET EM-EURO MODULE
Code:EMD201 From:£5.98




BT SECONDARY TELEPHONE SOCKET EM-EURO MODULE
Code:EMD202 From:£3.89



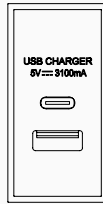
RJ45 CAT5E EM-EURO MODULE
Code:EMD301 From:£4.87



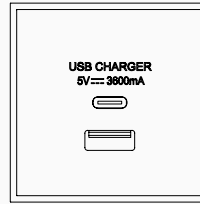
RJ45 CAT6 EM-EURO MODULE
Code:EMD302 From:£5.89



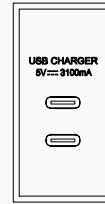
USB MOUNTED SOCKET EM-EURO MODULE
Code:EMD402 From:£14.58



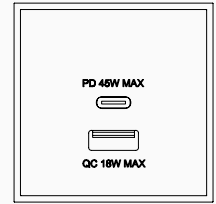
USB CHARGER A & C EM-EURO MODULE
Code:EMD403 From:£25.99



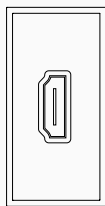
DUAL USB A+C CHARGER EUROMODULE 3.6A 50MM X 50MM
Code:EMD412 From:£21.59



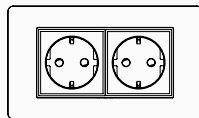
DUAL FAST CHARGE USB C+C CHARGER EUROMODULE 3.1A 25MM X 50MM
Code:EMD413 From:£28.80



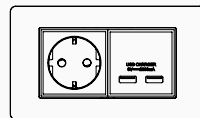
DUAL FAST CHARGE USB A+C CHARGER EUROMODULE 45W MAX 50MM X 50MM
Code:EMD422 From: £26.40



HDMI MOUNTED SOCKET EM-EURO MODULE
Code:EMD111 From:£15.01

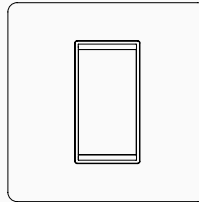


16A 2 GANG EURO SCHUKO SOCKET
Code:SKE602 From:£30.94

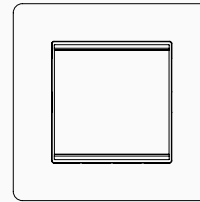


2 GANG EUROPEAN SCHUKO SOCKET WITH USB
Code:SKE612 From:£49.94

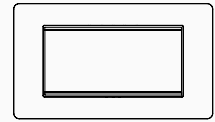
Euro Plates and Brush Modules



**FACE PLATE 1X25MM
EURO MOD**
Code:PLT401 From:£15.59



**FACE PLATE 2X25MM
EURO MOD**
Code:PLT402 From:£16.98



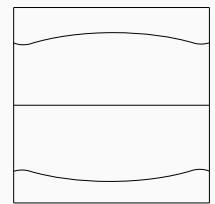
**FACE PLATE 4X25MM
EURO MOD**
Code:PLT404 From:£20.98



**BLANK PLATE
25*50MM EM-EURO
MODULE**
Code:EMD601 From:£1.70

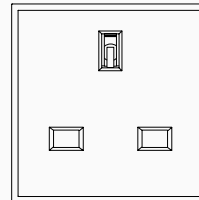


**BRUSH M1 25X50MM
EM-EURO MODULE**
Code:EMD602 From:£3.58

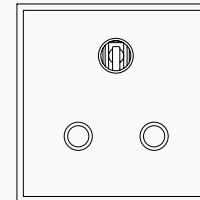


**BRUSH M2 50X50MM
EM-EURO MODULE**
Code:EMD603 From:£4.98

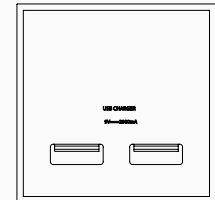
Floor Plates



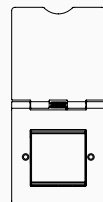
**13A UK NORMAL PIN
EM-EURO MODULE**
Code:EMD501 From:£4.98



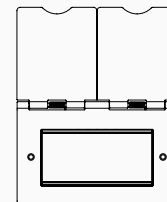
**5A UK ROUND PIN
EM-EURO MODULE**
Code:EMD502 From:£4.98



**USB CHARGER 2
GANG EM-EURO
MODULE**
Code:EMD401 From:£23.99



**FLOOR PLATE
2X25MM EURO MOD**
Code:PLT411 From:£18.90



**FLOOR PLATE
4X25MM EURO MOD**
Code:PLT412 From:£22.50

OUR GRID RANGE OFFERS

Endless Possibilities

Through our highly flexible and adaptable plate systems, coupled with an extensive range of grid modules, we've made sure that you never have to compromise on aesthetics or functionality. Our flexible grid systems empower us to offer over 10,000 unique plate/switch combinations, readily available for next-day delivery. Whether you're matching round aperture grid modules for toggle and dimmer switches or rectangular grid modules for rocker switches, the possibilities are endless - all on a single plate.

Soho Combi-Grid® A Revolution in Choice

Not only have we meticulously crafted an extensive selection of products for each of our collections, we have pioneered the development of a proprietary combination grid system: the Soho Combi-Grid®. This innovation allows for the seamless integration of toggle, dimmer and rocker switches of any type and in any combination on a single plate, accommodating from one to 12 switch modules.

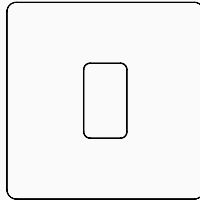
Front Loading Simplicity

At The Soho Lighting Company, we prioritise ease of installation. That's why all our grid plates are front loading. This ingenious design simplifies the installation process. Each module can be easily wired in and then securely clipped into place before the final touch - a flawless finish screwless faceplate - is fitted.

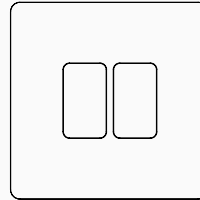


Grid Plates

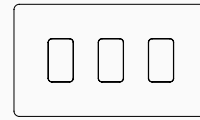
RM Module



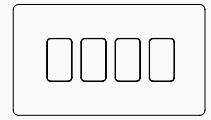
**1 GANG RM MODULE
GRID SWITCH PLATE**
Code:GRD101 From:£10.45




**2 GANG RM MODULE
GRID SWITCH PLATE**
Code:GRD102 From:£11.99



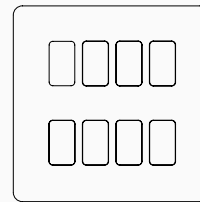
**3 GANG RM MODULE
GRID SWITCH PLATE**
Code:GRD103 From:£16.79



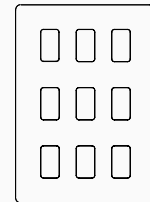
**4 GANG RM MODULE
GRID SWITCH PLATE**
Code:GRD104 From:£16.79



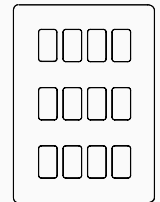
**6 GANG RM MODULE
GRID SWITCH PLATE**
Code:GRD106 From: £26.39



**8 GANG RM MODULE
Grid SWITCH PLATE**
Code:GRD108 From: £26.39

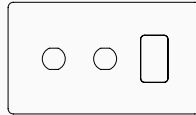


**9 GANG RM MODULE
GRID SWITCH PLATE**
Code:GRD109 From: £31.79

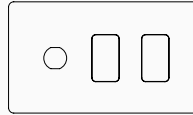


**12 GANG RM MODULE
GRID SWITCH PLATE**
Code:GRD112 From:£18.47

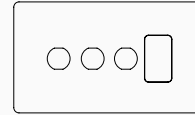
Dual Module



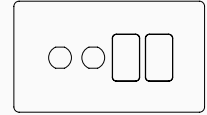
**3 GANG DUAL
MODULE GRID PLATE
1xRM 2xCM**
Code:GRD121 From:£18.47



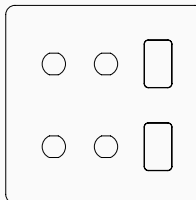
**3 GANG DUAL
MODULE GRID PLATE
2xRM 1xCM**
Code:GRD122 From:£18.47



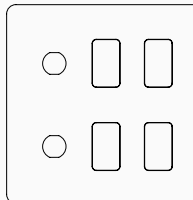
**4 GANG DUAL
MODULE GRID PLATE
1xRM 2xCM**
Code:GRD124 From:£18.47



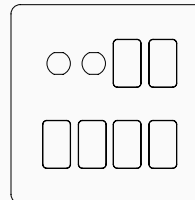
**4 GANG DUAL
MODULE GRID PLATE
2xRM 2xCM**
Code:GRD125 From:£18.47



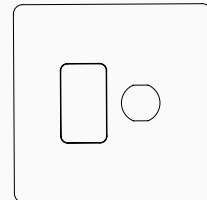
**6 GANG DUAL
MODULE GRID PLATE
2xRM 4xCM**
Code:GRD127 From:£29.03



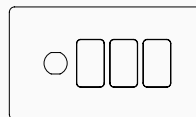
**6 GANG DUAL
MODULE GRID PLATE
4xRM 2xCM**
Code:GRD128 From:£29.03



**8 GANG DUAL
MODULE GRID PLATE
6xRM 4xCM**
Code:GRD130 From:£29.03

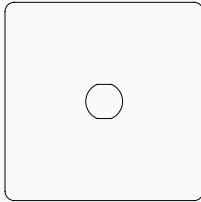


**2 GANG DUAL
MODULE GRID PLATE
1xRM 1xCM**
Code:GRD120 From:£13.19

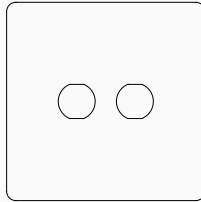


**4 GANG DUAL
MODULE GRID PLATE
3xRM 1xCM**
Code:GRD126 From:£18.47

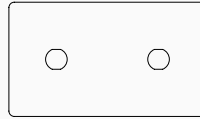
CM Circula Grid



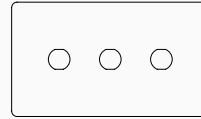
**1 GANG CM CIRCULAR
GRID SWITCH PLATE**
Code:GRD132 From:£13.19



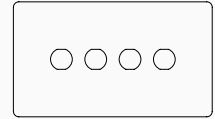
**2 GANG CM CIRCULAR
GRID SWITCH PLATE**
Code:GRD133 From:£13.19



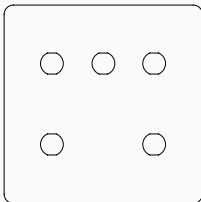
**2 GANG CM
CIRCULAR GRID
LARGE SWITCH PLATE**
Code:GRD134 From:£13.19



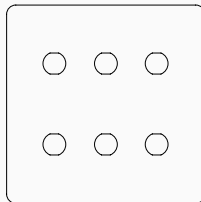
**3 GANG CM CIRCULAR
GRID SWITCH PLATE**
Code:GRD135 From:£18.47



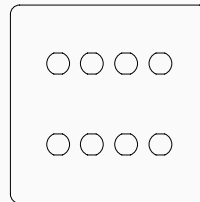
**4 GANG CM CIRCULAR
GRID SWITCH PLATE**
Code:GRD136 From:£18.47



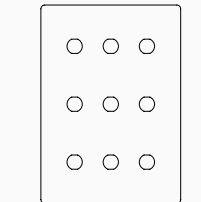
**5 GANG CM CIRCULAR
GRID SWITCH PLATE**
Code:GRD137 From:£29.03



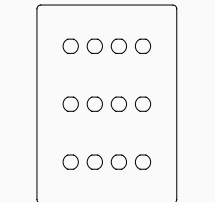
**6 GANG CM CIRCULAR
GRID SWITCH PLATE**
Code:GRD138 From:£29.03



**8 GANG CM CIRCULAR
GRID SWITCH PLATE**
Code:GRD139 From:£29.03

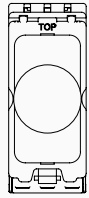


**9 GANG CM CIRCULAR
GRID SWITCH PLATE**
Code:GRD140 From:£75

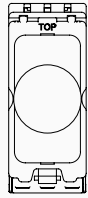


**12 GANG CM
CIRCULAR GRID
SWITCH PLATE**
Code:GRD141 From:£75

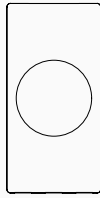
Dimmer Module



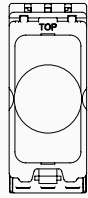
300W/150W LED INTEL RM-GRID TRAILING EDGE DIMMER MOD
Code:SGP141
From:£31.20



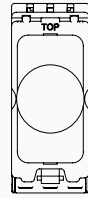
6A DUMMY RM-GRID DIMMER SWITCH MOD
Code:SGP142
From:£15



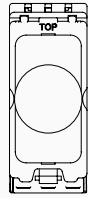
6A DUMMY LT2-DIMMER SWITCH
Code:SGP143
From:£15



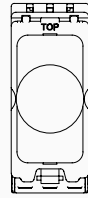
300W/150W LED INTEL CM-GRID TRAILING EDGE DIMMER MODULE
Code:SGP144
From:£34.32



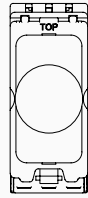
6A DUMMY CM-GRID DIMMER SWITCH MODULE
Code:SGP145
From:£21.86



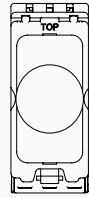
CM GRID 400W LED DIMMER MODULE
Code:SGP152
From:£42



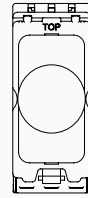
CM GRID 250W LED MULTI-WAY DIMMER MODULE
Code:SGP153
From:£49.99



CM GRID 1000W DC1-10V DIMMER MODULE
Code:SGP154
From:£29.99

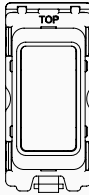


CM GRID 1000W DUMMY DIMMER MODULE
Code:SGP155
From:£8.39

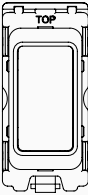


CM GRID 250W DIMMING TOGGLE SWITCH MODULE
Code:SGP156
From:£35.99

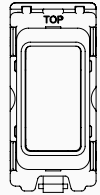
Switch Module



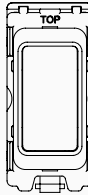
20AX 2 WAY AND OFF RM-GRID SWITCH MODULE
Code:SGP202
From:£7.67



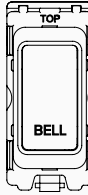
20AX INTERMEDIATE RM-GRID SWITCH MODULE
Code:SGP203
From:£7.50



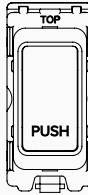
20A 1 WAY RETRACTIVE RM-GRID SWITCH MODULE
Code:SGP204
From:£8.99



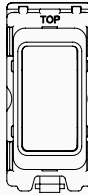
20A 2 WAY RETRACTIVE RM-GRID SWITCH MODULE
Code:SGP205
From:£8.99



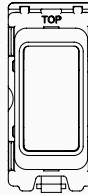
2 WAY RETRACTIVE 'BELL' RM-GRID SWITCH MODULE
Code:SGP206
From:£10.79



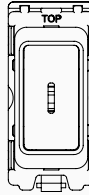
2 WAY RETRACTIVE 'PUSH' RM-GRID SWITCH MODULE
Code:SGP207
From:£10.79



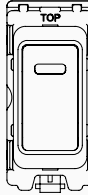
2 WAY OFF RETRACTIVE RM-GRID SWITCH MODULE
Code:SGP208
From:£10.79



20A DOUBLE POLE RM-GRID SWITCH MODULE
Code:SGP209
From:£9.35



20AX 2 WAY SINGLE POLE KEY RM-GRID SWITCH MODULE
Code:SGP210
From:£7.98



20A DOUBLE POLE RM-GRID SWITCH MODULE WITH NEON
Code:SGP212
From:£8.39



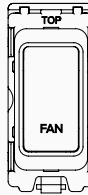
20A DOUBLE POLE 'COFFEE MACHINE' RM-GRID SWITCH MODULE
Code:SGP221
From:£7.98



20A DOUBLE POLE 'COOKER HOOD' RM-GRID SWITCH MODULE
Code:SGP222
From:£7.98




20A DOUBLE POLE 'DISHWASHER' RM-GRID SWITCH MODULE
Code:SGP223
From:£7.98



20A DOUBLE POLE 'FAN' RM-GRID SWITCH MODULE
Code:SGP224
From:£7.98



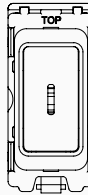
20A DOUBLE POLE 'FREEZER' RM-GRID SWITCH MODULE
Code:SGP225
From:£7.98



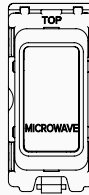
20A DOUBLE POLE 'FRIDGE' RM-GRID SWITCH MODULE
Code:SGP226
From:£7.98



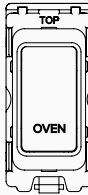
20A DOUBLE POLE 'HOB' RM-GRID SWITCH MODULE
Code:SGP227
From:£7.98



20A DOUBLE POLE KEY 'HOB' RM-GRID SWITCH MODULE
Code:SGP228
From:£7.98



20A DOUBLE POLE 'MICROWAVE' RM-GRID SWITCH MODULE
Code:SGP229
From:£7.98



20A DOUBLE POLE 'OVEN' RM-GRID SWITCH MODULE
Code:SGP230
From:£7.98



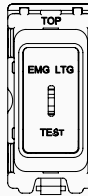
20A DOUBLE POLE 'WASHER DRYER' RM-GRID SWITCH MODULE
Code:SGP232
From:£7.98



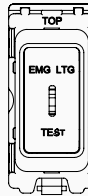
20A DOUBLE POLE 'WASHING MACHINE' RM-GRID SWITCH MODULE
Code:SGP233
From:£7.98



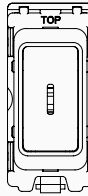
20A DOUBLE POLE 'WINE COOLER' RM-GRID SWITCH MODULE
Code:SGP234
From:£7.98



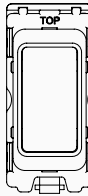
20AX 2 WAY SINGLE POLE 'EMG LTG TEST' RM-GRID SWITCH MODULE
Code:SGP241
From:£9.59



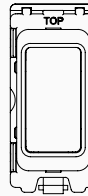
20AX DOUBLE POLE 'EMG LTG TEST' RM-GRID SWITCH MODULE
Code:SGP242
From:£9.59




20AX DOUBLE POLE KEY RM-GRID SWITCH MODULE
Code:SGP243
From:£9.59



20AX 2 WAY RM-GRID SWITCH MODULE
Code:SGP201
From:£5.48

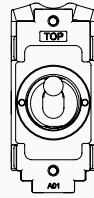


20A 1 WAY DOUBLE POLE RETRACTIVE RM-GRID SWITCH MODULE
Code:SGP213
From:£9.54



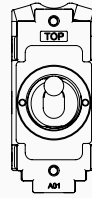
20A DOUBLE POLE 'TUMBLE DRYER' RM-GRID SWITCH MODULE
Code:SGP231
From:£7.98

Toggle Switch Module



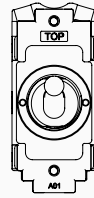
**20AX 2 WAY
LT3-TOGGLE
SWITCH
MODULE**

Code:SGP301
From:£17.99



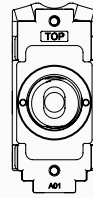
**20A DOUBLE
POLE LT3-
TOGGLE
SWITCH
MODULE**

Code:SGP302
From:£19.99



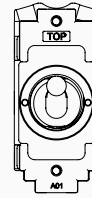
**20AX
INTERMEDIATE
LT3-TOGGLE
SWITCH
MODULE**

Code:SGP303
From:£22.79



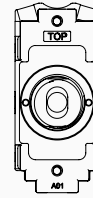
**20A 2
WAY & OFF
LT3-TOGGLE
SWITCH
MODULE**

Code:SGP304
From:£19.99



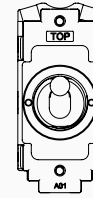
**20A 2 WAY
RETRACTIVE
LT3-TOGGLE
SWITCH
MODULE**

Code:SGP305
From:£28.98



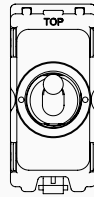
**20A 2 WAY
& OFF
RETRACTIVE
LT3-TOGGLE
SWITCH
MODULE**

Code:SGP307
From:£28.98



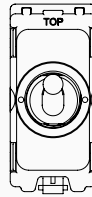
**20A 1 WAY
RETRACTIVE
LT3-TOGGLE
SWITCH
MODULE**

Code:SGP309
From:£26.99



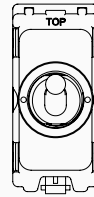
**20AX 2 WAY
CM-GRID
TOGGLE
SWITCH
MODULE**

Code:SGP310
From:£19.78



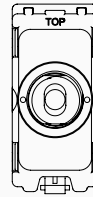
**20A DOUBLE
POLE CM-
GRID TOGGLE
SWITCH
MODULE**

Code:SGP311
From:£22



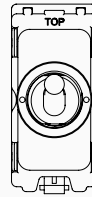
**20AX
INTERMEDIATE
CM-GRID
TOGGLE
SWITCH
MODULE**

Code:SGP312
From:£24.89



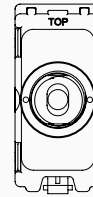
**20A 2 WAY &
OFF CM-GRID
TOGGLE
SWITCH
MODULE**

Code:SGP313
From:£22



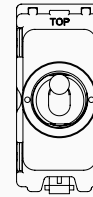
**20A 2 WAY
RETRACTIVE
CM-GRID
TOGGLE
SWITCH
MODULE**

Code:SGP314
From:£31.49



**20A 2
WAY & OFF
RETRACTIVE
CM-GRID
TOGGLE
SWITCH
MODULE**

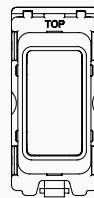
Code:SGP315
From:£31.49



**20A 1 WAY
RETRACTIVE
CM-GRID
TOGGLE
SWITCH
MODULE**

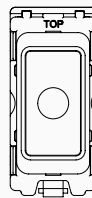
Code:SGP316
From:£23.99

Grid Switch Module




**BLANK RM-
GRID SWITCH
MODULE**

Code:SGP401
From:£3.59



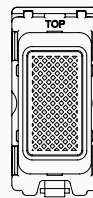
**FLEX OUTLET
RM-GRID
SWITCH
MODULE**

Code:SGP402
From:£4.79



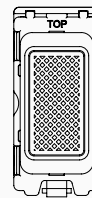
**FUSED
CONNECTION
UNIT RM-
GRID SWITCH
MODULE**

Code:SGP403
From:£3.59



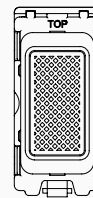
**GREEN
INDICATOR
GRID SWITCH
MODULE**

Code:SGP404
From:£8.98



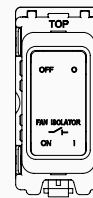
**ORANGE
INDICATOR
GRID SWITCH
MODULE**

Code:SGP405
From:£8.98



**RED
INDICATOR
GRID SWITCH
MODULE**

Code:SGP406
From:£8.98




**TRIPLE
POLE FAN
ISOLATOR
RM-GRID
SWITCH
MODULE**

Code:SGP407
From:£10.80

How to buy

You can explore our product offering online, in person at our London showroom or complete the order form on the following pages.

THE SOHO LIGHTING CO.



Specifier's guide

Our expert team are on hand to help guide your switch and socket choices every step of the way. If you can't find the answer opposite, please don't hesitate to get in touch with us.

For more information please contact our customer service team on 0208 106 1221 or by email at sales@soholighting.com

Order Form

How to use our quick and easy order form to specify Soho Lighting products

To use this form simply choose the type of switch or socket you require from the vertical list of code names on the left (see pages 84 to 95) and then navigate along the horizontal lines of the form to check if we offer the finish and plate option you require.

You can use this form to build out all your switch and socket requirements and then simply go online or contact us to place an order.

NB if the combination you require has a dot in it and is therefore not offered as a standard option, please do feel free to contact us and we will be happy to assist in any way we can.

Grid Plates

| | ABB | ACB | BBB | BBW | BCB | BCS | BCW |
|--------|-----|-----|-----|-----|-----|-----|-----|
| GRD101 | | | | | | | |
| GRD102 | | | | | | | |
| GRD103 | | | | | | | |
| GRD104 | | | | | | | |
| GRD106 | | | | | | | |
| GRD108 | | | | | | | |
| GRD109 | | | | | | | |
| GRD112 | | | | | | | |
| GRD120 | | | | | | | |
| GRD121 | | | | | | | |
| GRD122 | | | | | | | |
| GRD124 | | | | | | | |
| GRD125 | | | | | | | |
| GRD126 | | | | | | | |
| GRD127 | | | | | | | |
| GRD128 | | | | | | | |
| GRD130 | | | | | | | |
| GRD132 | | | | | | | |
| GRD133 | | | | | | | |
| GRD134 | | | | | | | |
| GRD135 | | | | | | | |

| | ABB | ACB | BBB | BBW | BCB | BCS | BCW | BMB | BZB | BZR | MBB | |
|-------------------|--------|-----|-----|-----|-----|-----|-----|-----|-----|-----|-----|--|
| Grid Plates | GRD101 | | | | | | | | | | | |
| | GRD102 | | | | | | | | | | | |
| | GRD103 | | | | | | | | | | | |
| | GRD104 | | | | | | | | | | | |
| | GRD106 | | | | | | | | | | | |
| | GRD108 | | | | | | | | | | | |
| | GRD109 | | | | | | | | | | | |
| | GRD112 | | | | | | | | | | | |
| | GRD120 | | | | | | | | | | | |
| | GRD121 | | | | | | | | | | | |
| | GRD122 | | | | | | | | | | | |
| | GRD124 | | | | | | | | | | | |
| | GRD125 | | | | | | | | | | | |
| | GRD126 | | | | | | | | | | | |
| | GRD127 | | | | | | | | | | | |
| | GRD128 | | | | | | | | | | | |
| | GRD130 | | | | | | | | | | | |
| | GRD132 | | | | | | | | | | | |
| | GRD133 | | | | | | | | | | | |
| | GRD134 | | | | | | | | | | | |
| | GRD135 | | | | | | | | | | | |
| | GRD136 | | | | | | | | | | | |
| | GRD137 | | | | | | | | | | | |
| | GRD138 | | | | | | | | | | | |
| GRD139 | | | | | | | | | | | | |
| GRD140 | | | | | | | | | | | | |
| GRD141 | | | | | | | | | | | | |
| Isolator Switches | ISO101 | | | | | | | | | | | |
| | ISO102 | | | | | | • | | • | • | | |
| | ISO131 | | | | | | | | | | | |
| | ISO132 | | | | | | | | | | | |
| | ISO133 | | | | | | | | | | | |
| | ISO134 | | | | | | | | | | | |
| | ISO135 | | | | | | | | | | | |
| | ISO136 | | • | | | | | | | | | |
| | ISO201 | | | | | | | | | | | |
| | ISO202 | | • | | | | • | | | | • | |
| | ISO203 | | | | | | | | | | | |
| | ISO320 | | | | | | | | | | | |
| | ISO451 | | | | • | | • | | | | | |
| | ISO452 | • | | | | | • | | | | | |
| | ISO453 | | | | | | • | | | | | |
| | ISO454 | • | | • | | | • | | | | | |
| ISO455 | | | | • | | • | | • | | | | |
| ISO456 | • | • | • | | | | | | | | | |

Traditional Plate

THE SOHO LIGHTING CO.

| | | ABB | ACB | BBB | BBW | BCB | BCS | BCW | BMB | B7B | B7R | MBB | |
|------------------------------|--------|-----|-----|-----|-----|-----|-----|-----|-----|-----|-----|-----|--|
| 2 Way Rocker Switches | LTS101 | | | | | | | | | | | | |
| | LTS102 | | | | | | | | | | | | |
| | LTS103 | | | | | | | | | | | | |
| | LTS104 | | | | | | | | | | | | |
| | LTS106 | | | | | | | | | | | | |
| | LTS123 | | | | | | | | | | | | |
| Intermediate Rocker Switches | LTS111 | | | | | | | | | | | | |
| | LTS112 | | | | | | | | | | | | |
| | LTS113 | | | | | | | | | | | | |
| | LTS114 | | | | • | | | | | | • | | |
| Combo Switches | LTS130 | | | | | | | | | | | | |
| | LTS131 | | | | | | | | | | | | |
| | LTS132 | | | | | | | | | | | | |
| | LTS136 | | | | | | | | | | | | |
| | LTS137 | | | | | | | | | | | | |
| | LTS138 | | | | | | | | | | | | |
| | LTS151 | | | | | | | | | | | | |
| | LTS152 | | | | | | | | | | | | |
| | LTS153 | | | | | | | | | | | | |
| | LTS322 | | | | | | | | | | | | |
| | LTS341 | | | | | | | | | | | | |
| | LTS342 | | | | | | | | | | | | |
| | LTS343 | | | | | | | | | | | | |
| | LTS344 | | | | | | | | | | | | |
| | LTS345 | | | | | | | | | | | | |
| | LTS346 | | | | | | | | | | | | |
| LTS381 | | | | | | | | | | | | | |
| Retractive & Smart Switches | LTS141 | | | | | | | | | | | | |
| | LTS142 | | | | | | | | | | | | |
| | LTS161 | | • | | | | | | | | | | |
| | LTS331 | | | | | | | | | | | | |
| | LTS332 | | | | | | | | | | | | |
| | LTS351 | | • | | | | | | | | | | |
| LTS352 | | • | | | | | | | | | | | |

Traditional Plate

THE SOHO LIGHTING CO.

| | | ABB | ACB | BBB | BBW | BCB | BCS | BCW | BMB | B7B | B7R | MBB | |
|------------------------------|--------|-----|-----|-----|-----|-----|-----|-----|-----|-----|-----|-----|--|
| Dimmer Switches | LTS201 | | | | | | | | | | | | |
| | LTS202 | | | | | | | | | | | | |
| | LTS203 | | | | | | | | | | | | |
| | LTS204 | | | | | | | | | | | | |
| | LTS205 | | | | | | | | | | | | |
| | LTS216 | | | | | | | | | | | | |
| | LTS218 | | | | | | | | | | | | |
| | LTS241 | | | | | | | | | | | | |
| | LTS242 | | | | | | | | | | | | |
| | LTS243 | | | | | | | | | | | | |
| | LTS244 | | | | | | | | | | | | |
| | LTS251 | | | | | | | | | | | | |
| | LTS252 | | | | | | | | | | | | |
| | LTS261 | | | | | | | | | | | | |
| | LTS262 | | | | | | | | | | | | |
| 2 Way Toggle Switches | LTS301 | | | | | | | | | | | | |
| | LTS302 | | | | | | | | | | | | |
| | LTS303 | | | | | | | | | | | | |
| | LTS304 | | | | | | | | | | | | |
| | LTS305 | | | | | | | | | | | | |
| | LTS306 | | | | | | | | | | ● | | |
| | LTS308 | | | | | | | | | | | | |
| Intermediate Toggle Switches | LTS311 | | | | | | | | | | | | |
| | LTS312 | | | | | | | ● | | | | | |
| | LTS313 | | | | | | | ● | | | | | |
| | LTS314 | | | | | | | ● | | | | | |
| Dimming Toggle Switches | LTS501 | | | | | | | | | | | | |
| | LTS502 | | | | | | | | | | | | |
| | LTS503 | | | | | | | | | | | | |
| | LTS504 | | | | | | | | | | | | |
| | LTS505 | | | | | | | | | | | | |
| | LTS506 | | | | | | | | | | | | |
| | LTS508 | | | | | | | | | | | | |
| | | | | | | | | | | | | | |
| Media Socket | MED101 | | | | | ● | | | | | | | |
| | MED102 | | | | | ● | | | | | | | |
| | MED103 | | | | | ● | | | | | | | |
| | MED201 | | | | | ● | | | | | | | |
| | MED202 | | | | | ● | | | | | | | |
| | MED301 | | | | | ● | | | | | | | |
| | MED602 | | | | | ● | | | | | ● | | |
| | MED604 | | | | | ● | | | | | ● | | |
| Traditional Plate | | | | | | | | | | | | | |

THE SOHO LIGHTING CO.

| | | ABB | ACB | BBB | BBW | BCB | BCS | BCW | BMB | BZB | BZR | MBB | |
|--------------------|--------|-----|-----|-----|-----|-----|-----|-----|-----|-----|-----|-----|---|
| Toggle Plates | PLT301 | | | | | | | | | • | • | | |
| | PLT302 | | | | | | | | | • | • | | |
| | PLT303 | | | | | | | | | • | • | | |
| | PLT304 | | | | | | | | | • | • | | |
| Euro Module Plates | PLT401 | | | | | | • | | | | | | |
| | PLT402 | | | | | | • | | | | | | |
| | PLT404 | | | | | | • | | | | | | |
| Flex Outlet | PLT421 | | | | | • | | | | | | | |
| Black Plates | PLT501 | | | | | | | | | | | | |
| | PLT502 | | | | | | | | | | | | |
| | PLT506 | | • | | | • | • | • | • | | | | |
| | PLT509 | | • | | | • | • | • | • | | | | |
| Gird Modules | SGP141 | | | | | | | | | • | • | • | |
| | SGP142 | | | | | | | | | • | • | • | |
| | SGP143 | | | | | | | | | • | • | • | |
| | SGP144 | | | | | | | | | | | | |
| | SGP145 | | | | | | | | | | | • | |
| | SGP152 | | | | | | | | | | | | |
| | SGP153 | | | | | | | | | | | | |
| | SGP154 | | | | | | | | | | | | |
| | SGP155 | | | | | | | | | | | | |
| | SGP156 | | | | | | | | | | | | |
| | SGP201 | | | | | | | | | | | | |
| | SGP202 | | | | | | | | | • | • | | |
| | SGP203 | | | | | | | | | • | • | | |
| | SGP204 | | | | | | | | | • | • | | |
| | SGP205 | | | | | | | | | • | • | | |
| | SGP206 | | • | | | | | | | • | • | • | |
| | SGP207 | | • | | | | | | | • | • | • | |
| | SGP208 | | | | | | | | | • | • | • | |
| | SGP209 | | | | | | | | | • | • | | |
| | SGP210 | | • | | | | | | • | • | • | • | |
| | SGP212 | | • | | | | | | | • | • | | |
| | SGP213 | | • | | | | | | | • | • | | |
| | SGP221 | | • | | | | | | | • | • | • | |
| | SGP222 | | • | | | | | | | • | • | • | |
| | SGP223 | | • | | | | | | | • | • | • | |
| | SGP224 | | • | | | | | | | • | • | • | |
| | SGP225 | | • | | | | | | | • | • | • | |
| | SGP226 | | • | | | | | | | • | • | • | |
| | SGP227 | | • | | | | | | | • | • | • | |
| | SGP228 | • | • | • | • | • | • | • | • | • | • | • | • |
| SGP229 | | • | | | | | | | • | • | • | | |
| SGP230 | | • | | | | | | | • | • | • | | |

Traditional Plate

THE SOHO LIGHTING CO.

| | | ABB | ACB | BBB | BBW | BCB | BCS | BCW | BMB | BZB | BZR | MBB |
|--------------------|--------|-----|-----|-----|-----|-----|-----|-----|-----|-----|-----|-----|
| Gird Modules | SGP231 | | • | | | | | | | • | • | • |
| | SGP232 | | • | | | | | | | • | • | • |
| | SGP233 | | • | | | | | | | • | • | • |
| | SGP234 | | • | | | | | | | • | • | • |
| | SGP241 | | • | | | | | | | • | • | • |
| | SGP242 | | • | | | | | | | • | • | |
| | SGP243 | | • | | | | | | • | • | • | • |
| | SGP244 | | | | | | | | | | | |
| | SGP250 | • | • | • | • | | | | • | • | • | • |
| | SGP310 | | | | | | | | | • | • | |
| | SGP311 | | | | | | | | | • | • | |
| | SGP312 | | | | | | | | | • | • | |
| | SGP313 | | | | | | | | | • | • | |
| | SGP314 | | | | | | | | | • | • | |
| | SGP315 | | | | | | | | | • | • | |
| | SGP316 | | | | | | | | | • | • | |
| | SGP401 | | | | | | | | | • | • | |
| | SGP402 | | • | | | | | | | • | • | • |
| | SGP403 | | • | | | | | | | • | • | |
| | SGP404 | • | • | • | • | • | • | • | • | • | • | • |
| SGP405 | • | • | • | • | • | • | • | • | • | • | • | |
| SGP406 | • | • | • | • | • | • | • | • | • | • | • | |
| SGP407 | | • | | | | | | | • | • | | |
| LT3 Toggle Modules | SGP301 | | | | | | | | | • | • | |
| | SGP302 | | | | | | | | | • | • | |
| | SGP303 | | | | | | | | | • | • | |
| | SGP304 | | | | | | | | | • | • | |
| | SGP305 | | | | | | | | | • | • | |
| | SGP307 | | | | | | | | | • | • | |
| | SGP309 | | | | | | | | | • | • | |
| 13A Socket | SKT101 | | | | | | | | | • | | |
| | SKT102 | | | | | | | | | • | | |
| | SKT103 | • | • | • | • | • | • | • | | • | • | • |
| USB Sockets | SKT201 | | • | • | • | | • | • | | • | • | |
| | SKT202 | | • | | • | | • | | | • | • | |
| | SKT204 | | | | | | | | | • | | |
| | SKT211 | | | | | | | | | • | | |
| | SKT212 | | | | | | | | | • | | |
| | SKT214 | | • | | | | • | | | • | • | |
| | SKT215 | | | | | | | | | • | | |
| | SKT221 | | | | | | • | | | • | • | • |
| | SKT222 | | | | | | • | | | • | • | |
| SA Sockets | SKT301 | | | | | | • | | | | | |
| | SKT302 | | • | | • | | • | | • | • | | |

Traditional Plate

| | | ABB | ACB | BBB | BBW | BCB | BCS | BCW | BMB | BZB | BZR | MBB | |
|-------------------------|--------|-----|-----|-----|-----|-----|-----|-----|-----|-----|-----|-----|--|
| Floor Socket & Plates | SKT401 | | | | | | | | | | | | |
| | SKT501 | | | | | | | | | | | | |
| | SKT502 | | | | | | | | | | | | |
| | SKT503 | | | | | | | | | | | | |
| | SKT504 | | | | | | | | | | | | |
| | SKT505 | | | | | | | | | | | | |
| | SKT506 | | | | | | | | | | | | |
| | SKT507 | | | | | | | | | | | | |
| | SKT508 | | | | | | | | | | | | |
| | PLT411 | | | | ● | | ● | | | | | | |
| PLT412 | | | | ● | | ● | | ● | | | | | |
| European Schuko Sockets | SKT601 | | | | | | | | | ● | ● | | |
| | SKT602 | | | | | | | | | ● | ● | | |
| | SKE612 | | ● | | | | ● | | | | ● | ● | |
| Traditional Plate | | | | | | | | | | | | | |

| | MBR | MBT | OBB | PCB | PCW | VBB | PMQ | PMR | PMS | PMT | PMY | PMZ | WPW | WPX3 |
|--|-----|-----|-----|-----|-----|-----|-----|-----|-----|-----|-----|-----|-----|------|
| | | | | | | | • | • | • | • | • | • | | • |
| | | | | | | | • | • | • | • | • | • | | |
| | | | | | | | • | • | • | • | • | • | | |
| | | | | | | | • | • | • | • | • | • | | |
| | | | | | | | • | • | • | • | • | • | | |
| | | | | | | | • | • | • | • | • | • | | |
| | | | | | | | • | • | • | • | • | • | | |
| | | | | | | | • | • | • | • | • | • | | |
| | • | | | • | • | | • | • | • | • | • | • | • | • |
| | • | | | • | • | | • | • | • | • | • | • | • | • |
| | | | | | | | | | | | | | | • |
| | | | | | | | | | | | | | | • |
| | • | | • | | | • | • | • | • | • | • | • | | • |

Traditional Plate Paintable

Flat Plate

LIGHTING

the way

Alongside our switches and sockets, we offer an extensive collection of beautiful lighting inspired by period properties and designed for modern living.

From decorative pendants and wall lights, statement showstoppers, elegant bathroom and solid brass outdoor lighting, plus innovative sustainable designs, downlights and bulbs, each collection is meticulously designed and backed by cutting edge technology. Explore our entire lighting at soholighting.com

[SOHOLIGHTING.COM](https://soholighting.com)







Become a Trade Member

If you are an Interior Designer, Architect/Specifier, Electrical Contractor or fit-out contractor for retail or commercial projects, then membership of our trades programme gives you unrivalled benefits including:

- Trade rates across our full product portfolio of 2000 quality branded products
- No minimum spend
- 28 day no quibble returns policy
- Responsive personal account manager
- Large stock holdings
- Next day delivery on standard products
- Product customisation by design
- 100% free service to qualifying professionals and organisations
- Trade applications are confirmed within 24 hours

Keep in touch

*Follow
us on
Insta*



*Subscribe
to our
newsletter*



For all the latest from Soho Lighting, sign up to our Bright Ideas newsletter and follow us on Instagram for behind the scenes stories, lighting inspiration, product launches and more.

We love to see your Soho Lighting lights, switches and sockets in situ - please send us your photos and videos or tag us on Insta and we will be delighted to share them.

Contact Us



Online: at www.soholighting.com

Call: 0208 106 1221

Email: sales@soholighting.com

Showroom: Simpsons, G2 Design
Centre East, London SW10 0XF

Please note that prices are correct at time of print, but may be subject to change.

S O
H O